




Universally Hard Hamiltonian Cycle Problem Instances

Joeri Slegers¹^a, Sarah L. Thomson²^b and Daan van Den Berg³^c

¹*Mice & Man Software and A.I. Development, Amsterdam, The Netherlands*

²*Department of Computing Science & Mathematics, University of Stirling, U.K.*

³*Department of Computer Science, Vrije Universiteit Amsterdam, The Netherlands*

Keywords: Exact Algorithms, Instance Hardness, Evolutionary Algorithms, Phase Transition.

Abstract: In 2021, evolutionary algorithms found the hardest-known yes and no instances for the Hamiltonian cycle problem. These instances, which show regularity patterns, require a very high number of recursions for the best exact backtracking algorithm (Vandegriend-Culberson), but don't show up in large randomized instance ensembles. In this paper, we will demonstrate that these evolutionarily found instances of the Hamiltonian cycle problem are hard for *all* major backtracking algorithms, not just the Vandegriend-Culberson. We compare performance of these six algorithms on an ensemble of 91,000 randomized instances plus the evolutionarily found instances. These results present a first glance at universal hardness for this NP-complete problem. Algorithms, source code, and input data are all publicly supplied to the community.

1 INTRODUCTION

In computing, some problems are considered inherently difficult, while others are relatively easy. The distinction between the two is in the runtime increase for the most efficient algorithm on a problem.


As an example, finding the minimum spanning tree on a graph of V vertices can be done by Kruskal's algorithm in at most $O(\log(V))$ time, concretely meaning that if the worst possible problem instance of $V = 10$ vertices requires one second by your implementation of Kruskal's algorithm, the worst possible problem instance of 100 vertices requires two seconds at most. Another example is finding a traveling salesman tour of at most 50% worse than the optimal solution, which can be done by Christofides-Serdyukov algorithm in $O(V^3)$ time, concretely meaning that if a solution for $V = 10$ cities on a map takes one second, then a solution for $V = 20$ cities takes not two but eight seconds. Both Kruskal's algorithm and Christofides-Serdyukov are considered *polynomial-time algorithms* and if a problem has a polynomial-time algorithm, we say 'the problem is in P'.


But even though $O(V^3)$ might look like a bad increase compared to $O(\log(V))$, it is nothing compared


to the cost increase of an exponential-time algorithm. For example, an exhaustive depth-first search for finding a true-assignment to a 3CNFSAT Boolean formula like $(\neg a \vee b \vee \neg c) \wedge (\neg b \vee \neg c \vee d)$ takes $O(2^n)$ time for n variables, as does finding the exact 2-part split of set 141,206,391,434,591,668,779,801 (Van Den Berg and Adriaans, 2021). These decision problems, where the size of the input problem instance appears in the exponent, are all harder than all polynomial-time problems, because even a very small exponent will eventually outgrow a very large polynomial as the instance size increases. These decision problems, which have no known deterministic polynomial-time algorithm, are said to be 'NP-complete'¹. On account of these exponential influences, problems in NP (and more specifically for this paper in NP-complete) are considered hard, whereas problems in P are generally considered as easy, though one could easily discursively peregrinate along the details, which we will joyfully do next.

Because as disheartening as NP(-completeness) might seem, not all the instances of an NP-complete problem are equally hard. In fact, when given the right algorithm, only a small fraction of a randomized instance ensemble is actually hard – at least for SAT,

¹In fact, an additional requirement for NP-completeness is polynomial-time reduction of another NP-complete problem, which for narrative reasons, is omitted here. See e.g. (Garey and Johnson, 2002).

^a <https://orcid.org/0000-0003-1701-6319>

^b <https://orcid.org/0000-0001-6971-7817>

^c <https://orcid.org/0000-0001-5060-3342>

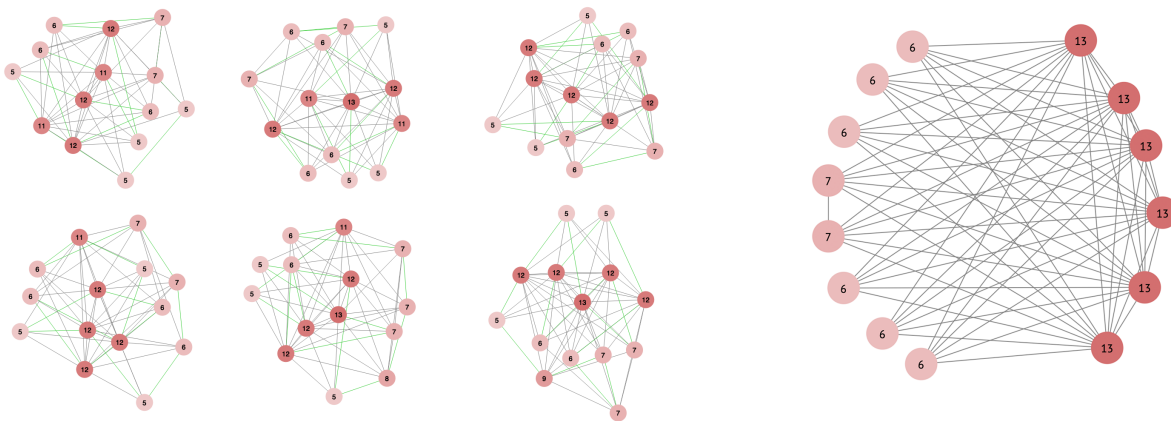


Figure 1: **(Right-hand side, large inset:** The hardest no-instance of the Hamiltonian cycle problem, $NonHam_0$, is a single highly regular graph, which is bipartite when V is odd, and nearly so when V is even. **Left-hand side, small inset:** The hardest yes-instances comprise a set of 27 non-isomorphic graphs (Ham_0), which have varying edge densities (shown are $E = \{55, 56, 57, 57, 58, 59\}$). Although these yes-instances also show a high degree of regularity, the minimum Hamming distance from any of these graphs to $NonHam_0$ is 6.

the Hamiltonian cycle problem and graph colouring (Cheeseman et al., 1991). Remarkably enough, these hard instances were all found very close to the phase transition in solvability.

Most if not all NP-complete problems have a solvability phase transition through some ‘order parameter’: a predictive data analytic that bestows an a priori probability of solvability upon the set of all instances of size n for a problem. Satisfiability has one; if the number of clauses in the formula outweighs the number of variables by approximately $\alpha \approx 4.26$, it probably has no solution, whereas lower values of α mean it probably has (Larrabee and Tsuji, 1992; Hayes, 1997). For Hamiltonian cycle problem instances of size V , if the number of edges exceeds the value of $\frac{1}{2} V \ln(V) + \frac{1}{2} V \ln(\ln(V))$ then Hamiltonicity is highly likely; for lower values, the instance most likely has no Hamiltonian cycle (Komlós and Szemerédi, 1983)(van Horn et al., 2018). This sudden transition in solvability turned out to be quite ubiquitous for NP-complete problems, or as Ian Gent and Toby Walsh put it: “[Indeed, we have yet to find an NP-complete problem that *lacks* a phase transition]” (Gent and Walsh, 1996). But an additional the quality of Hamiltonian cycle problem’s phase transition, is that its phase transition is exactly characterized, both by shape and location, in early work by János Komlós and Endre Szemerédi (Komlós and Szemerédi, 1983).

So why care about these solvability phase transitions? Because that is where the hardest problem instances were found; a famous result by Cheeseman, Kanefsky & Taylor’s (henceforth: ‘Cetal’). For instances close to the solvability phase transition, computational resources absolutely skyrocketed, making NP-completeness live up to its reputation. SAT for-

mulas with 100 variables and 426 clauses were typically hard to solve. Hamiltonian cycle problem instances with 100 vertices and 307 edges were also hard, as were 3-colorability graphs with a connectivity around 5.4 (Cheeseman et al., 1991). (The figures in Cetal’s paper are quite poor; for somewhat better figures on SAT, please see (Hayes, 1997), for the Hamiltonian cycle problem see (van Horn et al., 2018) and for their traveling salesman experiment, please see (Sleegers et al., 2020);). But the inverse was also true: for problem instances far away from the solvability phase transition, required computation time was low, either because one of its many solutions was quickly found, or a ‘no-solution’ dismissal was readily reached. But for one NP-complete problem, all this was about to change.

2 EXACT ALGORITHMS

The Hamiltonian cycle problem is a quintessential example of an NP-complete problem. It comes in many different shapes and forms, but in its most elementary formulation involves finding a path (a sequence of distinct edges) in an undirected and unweighted graph that visits every vertex exactly once, and forms a closed loop.

A true classic, the problem already appeared on Richard Karp’s infamous list of “21 NP-complete problems” from 1972 (Karp, 1972) but interestingly enough, a later edition of the same paper contains a striking stipulation from Karp himself: “[I failed to prove the NP-completeness of the undirected Hamiltonian cycle problem; that reduction was provided independently by Lawler and Tarjan]” (Karp, 2008;

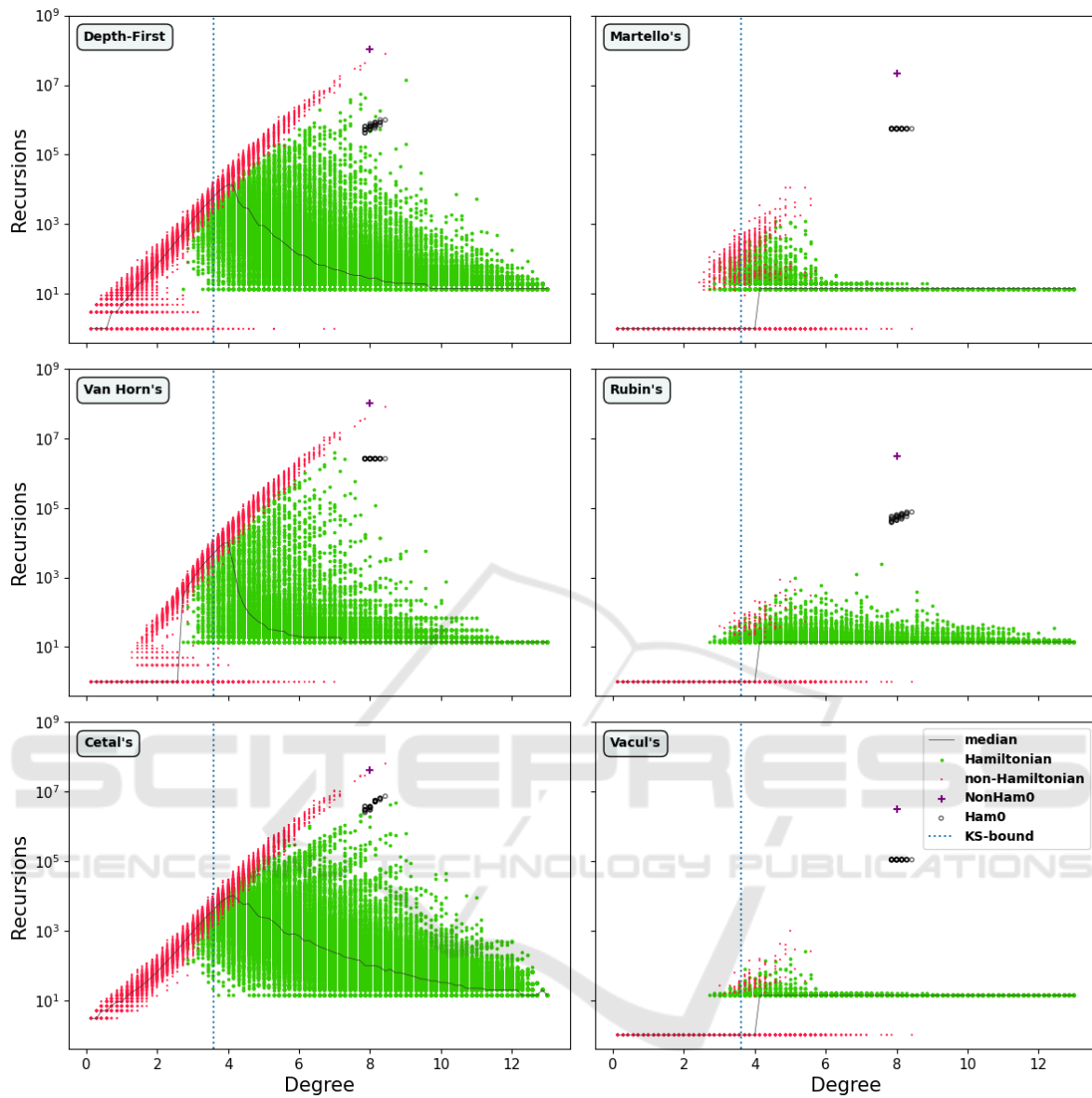


Figure 2: According to traditional views, the hardest Hamiltonian cycle problem instances lie close to its solvability phase transition, the Komlós-Szemerédi-bound. Indeed this is true for large random ensembles, but a deliberate evolutionary search for the hardest yes/no-instances found instances that are hard for all these algorithms, sometimes by several orders of magnitude than random ensembles (see markers for Ham_0 and $NonHam_0$).

Karp, 1972) – the latter being Robert Tarjan, another mastodont of computer science. His original publication seems hard to find, but Garey and Johnson provide a proof of the Hamiltonian cycle problem's NP-completeness from the vertex cover problem. A direct transformation to the satisfiability problem (SAT) is also possible, as shown for planar Hamiltonian cycle problems in cubic graphs (which have maximum vertex degree three)(Garey et al., 1976). Although clever, the direct practicality could be compromised by the large sizes of the Hamiltonian cycle problem

instances that can arise even from the transformation of a single small SAT-instance. This principle, that instance sizes need not hold under NP-complete transformations is colloquially known as the 'TommyGun Theorem'.

Being NP-complete, the Hamiltonian Cycle problem has no known polynomial-time exact algorithm².

²An 'exact algorithm' for a decision problem such as the Hamiltonian cycle problem, will *always* return a solution, given enough runtime.

In fact, the best upper bound was set by Richard Karp himself, together with Michael Held, with a dynamic programming algorithm that runs in $O(n^2 2^n)$ (Held and Karp, 1962). Independently discovered and published by Richard Bellman, it is still the fastest algorithm for the worst-case instance, and hence has the lowest known complexity – which is still exponential (Bellman, 1962).

Although well-regarded, Held-Karp is by no means the only exact algorithm for the Hamiltonian cycle problem. In fact, a number of recursive backtracking algorithms have been devised through the years. Plain **depth-first search** was invented far before any modern day computer in 1882. As early as 1974, the far more sophisticated **Rubin’s algorithm** already contained a surprising number of efficient subprocedures for non-Hamiltonicity checks (Rubin, 1974). Nine years later, an algorithm was proposed by Sylvano Martello (Martello, 1983), who has a wide track record with other NP-complete problems such as (perfect) rectangle packing (Iori et al., 2021b; Iori et al., 2021a; Iori et al., 2021c)(Braam and van den Berg, 2022)(van den Berg et al., 2016). **Martello’s algorithm ‘595’** is not particularly efficient, but not nearly as bad as **Cetal’s** algorithm, probably the most inefficient of them all (Cheeseman et al., 1991)(van Horn et al., 2018).

Nevertheless, Cetal’s work had value: as an enormous contribution to the awareness of hardness variation. An important note however, is that their experiment on the traveling salesman problem instance hardness was critically flawed due to a roundoff error (Sleegers et al., 2020). Even so, Cetal’s assessment on the other three NP-complete problems (in particular the Hamiltonian cycle problem) that hard instances reside close to the yes/no phase transition still, holds up for large randomized sets. If only they had used Frank Rubin’s algorithm from 20 years earlier, or even just **Van Horn’s** from 2018 (which is just a basic inversion of Cetal’s (van Horn et al., 2018)), their results might have taken a much larger step forward.

But the best performance award turned out to be reserved for Basil Vandegriend & Joe Culberson (abbreviated to “Vacul”), whose **Vacul’s algorithm**, even better than Frank Rubin’s, was published in 1998, and corroborated that even for that algorithm, the hardest problem instances were close to the phase transition (Vandegriend and Culberson, 1998). Finally, a comprehensive comparative study by Joeri Sleegers showed that all the algorithms are quite similar: backtracking algorithms with degree priority, pruning and check subroutines switched on or off. Sleegers, aided by modern day computation power,

generated large ensembles of random graphs, which he ran through all six backtracking algorithms³, tying up earlier findings, showing that the hardest instances for *all* these algorithms are close to the yes/no phase transition (Sleegers and Van den Berg, 2021).

3 EVOLUTIONARY HARDNESS

So until 2020 the case for the Hamiltonian was crystal clear: like all NP-complete problems, it has a solvability phase transition, in this (rare) case exactly characterized by the Komlós-Szemerédi bound (or KS-bound), and the hardest instances, which are significantly harder than a given random instance, are located very close to that bound for all major backtracking algorithms (Sleegers and Van den Berg, 2021).

But 21st century computing power was about to throw a wrench in the machine, as Joeri Sleegers was about to *evolve* Hamiltonian cycle problem instances, making them as hard as possible using two evolutionary algorithms. First, a fully stochastic hillClimber was implemented; the algorithmic process was as follows: a single mutation on the incumbent hardest instance, which was retained if and only if the mutant was harder or equally hard. Otherwise, the mutation was reverted. Second, the population-based plant propagation algorithm (PPA), whose central idea is that fitter individuals produce many offspring with few mutations whereas unfitter individuals produce fewer offspring with high mutability, thus allegedly “[balancing the forces of exploration and exploitation]” (Vrieling and van den Berg, 2019). Since its introduction by Abdellah Salhi and Eric Fraga (Salhi and Fraga, 2011), the paradigm has seen a number of applications (Sulaiman et al., 2018)(Sleegers and van den Berg, 2020a)(Sleegers and van den Berg, 2020b)(Fraga, 2019)(Rodman et al., 2018), as well as some spinoffs (Sulaiman et al., 2016)(Paauw and van den Berg, 2019; Dijkzeul et al., 2022)(Selamoğlu and Salhi, 2016)(Haddadi, 2020)(Geleijn et al., 2019). For the experiment, a constant *popSize* = 10 was adopted, which produced 25 offspring every generation, which were distributed and mutated as shown in table 1.

Table 1: The number and mutability of offspring produced by PPA’s individuals are based on its fitness rank (1 = fittest).

Rank	1	2	3	4	5	6 – 10
#offspring	6	5	4	3	2	1
#mutations	1	2	5	5	10	20

³Source code is publicly available (Source, 2022).

Both evolutionary algorithms used three mutation types with equal probability:

1. to **insert** an edge at a randomly chosen unoccupied place in the graph,
2. to **remove** a randomly chosen existing edge from the graph,
3. and to **move** an edge, which is effectively equal to a remove mutation followed by an insert mutation (on a *different* unoccupied place).

For the hillClimber runs, 20 randomly generated graphs were evenly dispersed in terms of edge density, ranging from 0 to $\frac{1}{2}V \cdot (V - 1)$ edges, corresponding to edge densities $\in \{0\%, 5\%, 10\% \dots 95\%\}$. For the PPA runs, twenty initial populations with $popSize = 10$ were made along the same edge density intervals, with all graphs in one population having the same edge density. It should be noted that these densities are fixed only upon initialization, as the evolutionary algorithms are free to insert and remove edges from graphs at every step of a run. The rationale behind this choice of edge densities is that earlier results *could* have been biased from the initialization on the Komlós-Szemerédi bound. This spread out approach would cover a much wide area of the state space – at least in terms of initial conditions. For the end results however, it did not make much of a difference.

From these evenly distributed initial positions, both algorithms ran 3000 function evaluations, corresponding to 3000 generations for the stochastic hill-Climber, but 120 generations of PPA. For the hardest instance, both algorithms converged on the same instance, a highly regular wall-and-clique-graph (Figure 1), *not* having a Hamiltonian cycle. For yes-instances however (graphs which do have a Hamiltonian cycle) the hardest was in fact not a solitary graph, but rather a constellation of 27 equihard non-isomorphic graphs which were connected by one-bit mutations: the Hamiltonian plateau (Figure 1) (Slegers and van den Berg, 2022). In this paper, we will show that these evolutionarily found instances are not only hard for Vacul’s algorithm, but possess a more universal hardness.

4 EXPERIMENT & RESULTS

The hardest evolutionarily found instances (as seen in Figure 1) are all 14-vertex graphs. The reason that Slegers & Van den Berg originally used such instances, is that because the evolutionary algorithm constantly pushes for hardness, measured through the number of recursions for the most efficient known

backtracking algorithm, even a single function evaluation of the evolutionary algorithm can require millions of recursions, which consumes incredible amounts of computational power over the evolutionary trajectory, especially for population-based algorithms.

For a fair comparison, we generated an ensemble of random graph which also have $V = 14$ vertices. The maximum number of edges that a $V = 14$ graph instance can hold is $\frac{1}{2} \cdot 14 \cdot 13 = 91$, so for the random ensemble, we generated 1000 graphs for each $E \in [1, 91]$, meaning we covered the entire edge density range with a set of 91,000 graphs. We will call this ensemble *Rand91K*, and all graphs are publicly available (Source, 2022). Then, we added the single *nonHam₀* graph and the 27 *Ham₀* graphs, the hardest no- and yes-instances as found by our evolutionary algorithms. After that, each of these 91028 problem instances was decided in six experiments, one for each recursive algorithm, and the results can be found in Figure 2.

Of the 91,000 instances in *Rand91K*, 61720 were Hamiltonian, whereas 29280 were not. These numbers might seem counterintuitive, but one should realize that the KS-bound for Hamiltonicity in a graph of V vertices scales as $\frac{1}{2} V \ln(V) + \frac{1}{2} V \ln(\ln(V))$, whereas possible number of edges scales as $\frac{1}{2} V(V - 1)$. The combinatorial peak lies somewhat lower at $\frac{1}{4} V(V - 1)$, but even for very modest numbers of V , there are far more *TRUE*-instances than *FALSE*-instances for the Hamiltonian cycle problem. For $V = 10$, approximately 73% of all existible instances are Hamiltonian; for $V = 14$, the percentage is already 93%⁴. It is paradoxical but true that for this NP-complete decision problem, nearly every existible instance is a yes-instance.

Nonetheless, NP-complete classification relies on the guarantee of exactness; it follows that all 91,000 instances were decided upon by all six algorithms, the results of which can be found in Table 2 in columns 2-5. Results for the evolutionarily found hard instances are in the final two columns. In line with previous results, the three algorithms with pruning and check routines (bottom three rows) outperform the more basic algorithms. In addition, the evolutionarily found *Ham₀* and *NonHam₀* are very hard for *all* backtracking algorithms, even though the difference is less acute for the basic algorithms, which are inefficient on a large part of the *Rand91K* set to begin with.

For almost all algorithms, the *nonHam₀* was harder than every instance in the 91,000 random graph

⁴Numbers in this study differ a bit because we *forced* 1,000 graphs for every possible edge degree.

Table 2: The hardest evolutionarily generated yes- and no-instances (Ham_0 and $NonHam_0$) for Vacul’s algorithm are among the hardest instances for all backtracking algorithms used in this study, even though the discrepancies are much more acute for the three more advanced algorithms (values of μ and σ are rounded). Are Ham_0 and $NonHam_0$ universally hard instances for the problem?

Algorithm	median rec.	μ recursions	σ recursions	max. recursions	max. rec. Ham_0	rec. $NonHam_0$
Depth-first	25	13,841	392,694	78,238,081	994,086	104,845,861
Van Horn’s	14	11,755	375,779	78,378,266	2,594,148	104,845,861
Cetal’s	71	11,047	307,582	64,760,949	7,321,408	41,803,191
Martellos	14	13	86	11,483	554,760	21,978,181
Rubin’s	14	11	14	2,528	75,894	3,091,141
Vacul’s	14	10	8	967	109,632	3,091,141

ensemble. For Vacul’s, Martello’s and Rubin’s, it was 3197 times, 1914 times and 1223 times harder than the hardest graph in the ensemble, which was non-Hamiltonian in Vacul’s and Martello’s, but Hamiltonian in Rubin’s case, surprisingly enough. A quick-and-dirty explanation might be that $nonHam_0$ narrowly ‘dodges’ the pruning and test procedures that these algorithms have, leaving it up to a high number of recursions.

For the non-pruning non-check algorithms, results were a lot less conclusive: in both plain depth-first and Van Horn’s, $nonHam_0$ was ‘only’ 1.34 times harder than the hardest (non-Hamiltonian) instance in the ensemble. For Cetal’s, it wasn’t even the hardest, but 0.65 times the hardness of the hardest (non-Hamiltonian) instance in the ensemble, and 1.43 times harder than the second hardest (non-Hamiltonian) instance in the ensemble. This appears largely a testament of the efficiency of the algorithms with checks and pruning, or, as Steven Skiena once said: “Clever pruning can make short work of surprisingly hard problems” (Skiena, 1998).

For the 27 graphs of Ham_0 set, the results were far less resounding, but still a clear distinction could again be noticed for the three algorithms with checks and pruning. For the highly efficient algorithm by Vacul, the entire Ham_0 set was 113 times harder than the hardest instance from the $Rand91K$ -set. For Rubin’s algorithm, the 27 instances of Ham_0 set no longer form a plateau. They are nonetheless a hard set, requiring between 75,894 and 37,824 recursions, still 15 times more than the hardest $Rand91K$ -instance at 2528 recursions. For Martello’s, the 27 graphs of Ham_0 do constitute a plateau, whose instances are 48 times harder than the hardest graph from $Rand91K$.

For the non-pruning non-check algorithms, the Ham_0 was still a hard set of instances, but results were a lot messier. In Van Horn’s, no less than 60 instances (58 non-Hamiltonian and 2 Hamiltonian) from the $Rand91K$ -set were harder than Ham_0 . For Cetal’s algorithm, the 81 hardest instances contained the entire Ham_0 -set, the $nonHam_0$ and another 53 $Rand91K$ -instances. For depth-first, the Ham_0 -set,

the $nonHam_0$ -instance and 421 $Rand91K$ -instances made up the 449 hardest instances. The quick and dirty explanation is that this algorithm underperforms on the Ham_0 -set, but underperforms even worse on some of the $Rand91K$ -instances. Nonetheless the difference with the $nonHam_0$, which is the almost exclusively hardest instance for all studied algorithms, is stark.

5 CONCLUSIONS

The current results present some evidence that the hardest Hamiltonian cycle instances for one exact backtracking algorithm, are hard(est) for other exact backtracking algorithms too. The contrast is greatest in the most efficient algorithms, but that has more to do with the *inefficiency* of the other backtracking algorithms. Still, we must not close our eyes to thenuances in the narrative: for some inefficient algorithms, still harder instances exist, be it very few. Nonetheless, $nonHam_0$ and the Ham_0 -set can be considered almost universally hard for backtracking algorithms.

The fact that these hardest instances do not appear in large random ensembles such as the $Rand91K$ -set also begs the question what makes the Hamiltonian cycle problem NP-complete. Is it possible that efficient backtrackers solve all but a very small number of instances, which can be listed in a table? And if so, how does the table scale under increasing V ? Considering their structural regularity, they might even have a short algorithmical description. We should further refine these instances. Although somewhat out of fashion, it is clear that the class of recursive backtracking algorithms has not yet revealed all of its secrets.

REFERENCES

- Bellman, R. (1962). Dynamic programming treatment of the travelling salesman problem. *Journal of the ACM (JACM)*, 9(1):61–63.

- Braam, F. and van den Berg, D. (2022). Which rectangle sets have perfect packings? *Operations Research Perspectives*, page 100211.
- Cheeseman, P. C., Kanefsky, B., and Taylor, W. M. (1991). Where the really hard problems are. In *IJCAI*, volume 91, pages 331–340.
- Dijkzeul, D., Brouwer, N., Pijning, I., Koppenhol, L., and Van den Berg, D. (2022). Painting with evolutionary algorithms. In *International Conference on Computational Intelligence in Music, Sound, Art and Design (Part of EvoStar)*, pages 52–67. Springer.
- Fraga, E. S. (2019). An example of multi-objective optimization for dynamic processes. *Chemical Engineering Transactions*, 74:601–606.
- Garey, M. R. and Johnson, D. S. (2002). *Computers and intractability*, volume 29. wh freeman New York.
- Garey, M. R., Johnson, D. S., and Tarjan, R. E. (1976). The planar hamiltonian circuit problem is np-complete. *SIAM Journal on Computing*, 5(4):704–714.
- Geleijn, R., van der Meer, M., van der Post, Q., and van den Berg, D. (2019). The plant propagation algorithm on timetables: First results. *EVO* 2019*, page 2.
- Gent, I. P. and Walsh, T. (1996). The tsp phase transition. *Artificial Intelligence*, 88(1-2):349–358.
- Haddadi, S. (2020). Plant propagation algorithm for nurse rostering. *International Journal of Innovative Computing and Applications*, 11(4):204–215.
- Hayes, B. (1997). Computing science: Can’t get no satisfaction. *American scientist*, 85(2):108–112.
- Held, M. and Karp, R. M. (1962). A dynamic programming approach to sequencing problems. *Journal of the Society for Industrial and Applied Mathematics*, 10(1):196–210.
- Iori, M., De Lima, V., Martello, S., and M., M. (2021a). 2dpacklib: a two-dimensional cutting and packing library (in press). *Optimization Letters*.
- Iori, M., de Lima, V. L., Martello, S., Miyazawa, F. K., and Monaci, M. (2021b). Exact solution techniques for two-dimensional cutting and packing. *European Journal of Operational Research*, 289(2):399–415.
- Iori, M., de Lima, V. L., Martello, S., and Monaci, M. (2021c). 2dpacklib.
- Karp, R. M. (1972). Reducibility among combinatorial problems. In *Complexity of computer computations*, pages 85–103. Springer.
- Karp, R. M. (2008). Reducibility among combinatorial problems. *50 Years of Integer Programming 1958–2008*, page 219.
- Komlós, J. and Szemerédi, E. (1983). Limit distribution for the existence of hamiltonian cycles in a random graph. *Discrete Mathematics*, 43(1):55–63.
- Larrabee, T. and Tsuji, Y. (1992). Evidence for a satisfiability threshold for random 3CNF formulas. Citeseer.
- Martello, S. (1983). Algorithm 595: An enumerative algorithm for finding Hamiltonian circuits in a directed graph. *ACM Transactions on Mathematical Software (TOMS)*, 9(1):131–138.
- Paauw, M. and van den Berg, D. (2019). Paintings, polygons and plant propagation. In *International Conference on Computational Intelligence in Music, Sound, Art and Design (Part of EvoStar)*, pages 84–97. Springer.
- Rodman, A. D., Fraga, E. S., and Gerogiorgis, D. (2018). On the application of a nature-inspired stochastic evolutionary algorithm to constrained multi-objective beer fermentation optimisation. *Computers & Chemical Engineering*, 108:448–459.
- Rubin, F. (1974). A search procedure for hamilton paths and circuits. *Journal of the ACM (JACM)*, 21(4):576–580.
- Salhi, A. and Fraga, E. S. (2011). Nature-inspired optimisation approaches and the new plant propagation algorithm.
- Selamoğlu, B. İ. and Salhi, A. (2016). The plant propagation algorithm for discrete optimisation: The case of the travelling salesman problem. In *Nature-inspired computation in engineering*, pages 43–61. Springer.
- Skiena, S. S. (1998). The algorithm design manual. page 247.
- Sleegers, J., Olij, R., van Horn, G., and van den Berg, D. (2020). Where the really hard problems aren’t. *Operations Research Perspectives*, 7:100160.
- Sleegers, J. and van den Berg, D. (2020a). Looking for the hardest hamiltonian cycle problem instances. In *IJCCI*, pages 40–48.
- Sleegers, J. and van den Berg, D. (2020b). Plant propagation & hard hamiltonian graphs. *Evo* 2020*, page 10.
- Sleegers, J. and Van den Berg, D. (2021). Backtracking (the) algorithms on the hamiltonian cycle problem. *International Journal On Advances in Intelligent Systems*, 14:1–13.
- Sleegers, J. and van den Berg, D. (2022). The hardest hamiltonian cycle problem instances: the plateau of yes and the cliff of no. *SCSC*. (In press.).
- Source (2022). Publicly accessible source code, instances & results. <https://github.com/Joeri1324/Universally-Hard-Hamiltonian-Cycle-Problem-Instances>. Last accessed june 18th, 2022.
- Sulaiman, M., Salhi, A., Fraga, E. S., Mashwani, W. K., and Rashidi, M. M. (2016). A novel plant propagation algorithm: modifications and implementation. *Science International*, 28(1):201–209.
- Sulaiman, M., Salhi, A., Khan, A., Muhammad, S., and Khan, W. (2018). On the theoretical analysis of the plant propagation algorithms. *Mathematical Problems in Engineering*, 2018.
- Van Den Berg, D. and Adriaans, P. (2021). Subset sum and the distribution of information. In *Proceedings of the 13th International Joint Conference on Computational Intelligence*, pages 135–141.
- van den Berg, D., Braam, F., Moes, M., Suilen, E., Bhulai, S., et al. (2016). Almost squares in almost squares: solving the final instance.
- van Horn, G., Olij, R., Sleegers, J., and van den Berg, D. (2018). A predictive data analytic for the hardness of hamiltonian cycle problem instances. *DATA ANALYTICS 2018*, page 101.
- Vandegriend, B. and Culberson, J. (1998). The gn, m phase transition is not hard for the Hamiltonian cycle problem. *Journal of Artificial Intelligence Research*, 9:219–245.
- Vrieling, W. and van den Berg, D. (2019). Fireworks algorithm versus plant propagation algorithm.