

A NOVEL TRANSFER POLICY MODEL TO ENHANCE THE SERVICEABILITY OF AN E-BUSINESS

Jason C.T. Lo, Allan K.Y. Wong and Wilfred W.K. Lin

Department of Computing, Hong Kong Polytechnic University, Hung Hom, Kowloon, Hong Kong S.A.R.

Keywords: SDITPM, primary metrics, secondary metrics, PID, planar integration, vertical integration, pervasive computing.

Abstract: The novel statistical distribution independent transfer policy model (SDITPM) is proposed to improve the serviceability of a logical agent server in a pervasive computing environment. Serviceability is defined as the “chance of obtaining a required service within a defined period”. The SDITPM helps the agent to make sound migration decision by leveraging different primary metrics from which secondary ones are derived for the proportional (P), derivative (D), and integral (I) control elements. These elements are timely combined by planar and vertical integrations to form the final transfer probability that affirms a transfer policy decision to migrate. Therefore, The SDITPM is basically a PID controller that facilitates the decision making process.

1 INTRODUCTION

Traditionally migration of logical entities is a way to improve system dependability (Avizienis, 2004) and performance. A logical entity such as an application may migrate for many reasons, for example: a) to reduce the host’s load and as a result workload is evened out (i.e. load balancing), and b) to self-preserve because the host becomes unreliable (e.g. continued power jitters). In the UNIX perspective migration of a logical entity is basically *process migration* of the following steps: a) the *transfer policy* makes the migration decision, b) the *location policy* finds the target node, c) the target nodes starts a new process, d) the old node passes on the execution states and object code of the suspended logical entity, and e) the migrant starts running with the new process in the new node (Coulouris, 2001). In this era of the *Remote Programming Paradigm* (Cockyane, 1997) agent mobility is a necessity. Agent migration entails all the steps in process migration but differs by carrying the object *class* from which the executable code is generated locally. This avoids any incompatibility between the pre-compiled code and the local architecture because the Internet is naturally heterogeneous. The SDITPM leverages primary metrics such as the host’s context switching cycle time, and the length of the agent

server’s queue of requests. The leveraging accuracy and speed are independent of the distribution of the parametric values because this is carried out by the SDITPM’s CA (*Convergence Algorithm*) component (Wong, 2001). The overall CA operation is summarized by the equations (1) and (2). M_i is the distribution mean estimated for the period in which the F (*flush limit*) number of data samples are collected. $F=14$ is used because it yields the fastest convergence to M_i (Wong, 2001). The other parameters are: a) M_{i-1} is the feedback of the last estimated mean to the current estimation cycle, b) m_j^i is the j^{th} sample in the i^{th} M_i estimation cycle, $j = 1, 2, 3, (F - 1)$, and c) M_0 is the first data sample when CA had first started running.

$$M_i = \frac{M_{i-1} + \sum_{j=1}^{j=F-1} m_j^i}{F} \dots\dots\dots (1); M_0 = m_{j=0}^{i=1} \dots\dots\dots (2); i \geq 1$$

2 THE STATISTICAL DISTRIBUTION INDEPENDENT TRANSFER POLICY MODEL (SDITPM)

The transfer decision making process by the SDITPM is divided into three main parts: a) leveraging *primary parameters* by the PID approach, b) computing the *transfer probability* (TP), c) computing the *cost index* (CI) and affirming the migration decision if “ $TP_O^C > Threshold_{TP}$ AND $CI_O^C \ll Threshold_{CI}$ ” is satisfied. It treats a primary metric (e.g. server’s queue length Q) simply as a waveform. It derives from a primary metric three secondary ones: a) the “*current sampled mean (of the waveform) over the last one sampled*” ratio for *proportional* (P) control, b) “*current sampled rate of change*” for *derivative* (D) control, and c) *deviation errors* for *integral* (I) control. The corresponding $\{0, \Delta\}^2$ *objective functions* compute the P and D deviation errors, where “0” and Δ symbolically mark the reference point and the safety margin about this point respectively. The deviation error measures how much a secondary metric has gone beyond the $\pm \Delta$ safety band. SDITPM selectively and timely uses the P, I, and D controls to compute the overall *transfer probability* so that the transfer policy can affirm a migration decision. Every primary metric is uniquely identified by l , $l = 1, 2, \dots, sl$. Similarly every secondary metric (SM) is identified by s , $s = 1, 2, \dots, sk$. For example, $SM_{l,s} = SM_{3,2}$ indicates the 2nd secondary metric derived from the 3rd primary metric. If the primary metric is the agent server’s queue length Q , the current rate of Q changes (i.e. dQ/dt) can be its 2nd secondary metric. P and D controls together forms the 2-dimensional *control plane* shown in Figure 1. The 3rd dimension is the perpendicularly “incidental” I control. The plane has four control regions: “*Migrate*”, “*Alarm 1 (or A1)*”, “*Alarm 2 (or A2)*”, and “*Inert*”. The Δ safety/tolerance margin on each side (i.e. $\Delta = Tm$ in Figure 1) of the “0” reference controls the region’s effect on the SDITPM operation. The physical meaning of $\{0, \Delta\}^2$ for the dQ/dt secondary metric above (i.e. $SM_{3,2}$) is

“ $ref_D \pm \Delta_D$ ”, where “0” = ref_D and $\Delta = \Delta_D$ for the “D or derivative” control. If the D control in the i^{th} cycle (i.e. D_i) is beyond the $\pm \Delta_D$ region, the *deviation error* $\psi_{l,d}^i$ (e.g. for $SM_{3,2}$) assumes either the “ $\psi_{3,2}^i = D_i - (ref_D + \Delta_D)$ ” or the “ $\psi_{3,2}^i = D_i - (ref_D - \Delta_D)$ ” value. Δ_D and Δ_P mark the D and P thresholds (i.e. “*Threshold1*” and “*Threshold2*”) respectively as shown in Figure 1. The generic $\psi_{l,d}^i$ representation is $\psi_{l,d}$, with i^{th} cycle implied. The combined effect by P, D and I elements for region r is the region’s quantified *transfer probability* or TP_r . The overall system transfer probability is TP_O , which assumes the TP_r value of the current region of operation. Meanwhile the TP_r values of the dormant regions are reset to zero. The threshold for migration decision in the “*Migrate*” or C_3^1 region is $Th_{C_3^1}$ (Table 1), which is applicable irrespective to the number of primary metrics being leveraged. Different suffices have specific meanings, for example, $D_{l,c}$ for D control at the c^{th} migration decision making cycle by the transfer policy with the l^{th} primary metric.

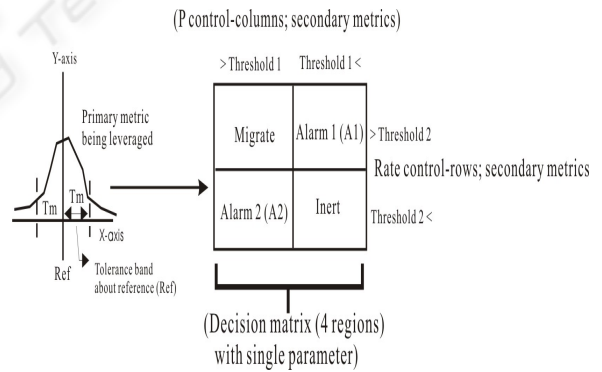


Figure 1. High-level view of the SDITPM model (single primary parameter)

Table 1. Transfer decision matrix for Figure 1 (single control plane, $l = 1$)

	C1 (P control, positive)	C2(P control, negative)
C3(D control, positive) ($Th_{C_3^1}$, $Th_{C_4^1}$ and $Th_{C_3^2}$ are thresholds set for 3 different regions)	Migrate for sure for a single primary metric; $TP_{r=C_3^1}$ is set to infinity; $TP_{r=C_3^1} \gg Th_{C_3^1}$ always holds (PID control region)	Alarm 1 (A1): for $TP_1^{C_4^1} < Th_{C_3^2}$ else migrate (region C_3^2 , D+I control only)
C4 (D control, negative)	Alarm 2 (A2): for $TP_1^{C_4^1} < Th_{C_4^1}$, else migrate (region C_4^1 , P+I control only)	Don't care or Inert state (no action region C_4^2)

3 EXPERIMENTS

The simulation experiments to verify the SDITPM are carried out in the Java Aglets mobile agent environment. This platform is chosen because: a) it is stable, b) it has rich user experience, c) it supports agent mobility and d) it is designed for the Internet and this makes the experimental results scalable to the real Internet environment. The domain for the simulated PCI is a part of the PolyU Intranet annexed by the PI technique (Wong, 2000). Within the PI the agents migrate freely, and the driver(s), the agent(s), the CA entity, and the Monitor (Figure 2) are all aglets (agile applets). The driver and the agent server interact in a client/server relationship. From the TOW (table of waveforms in Figure 2) the driver(s) picks a waveform or trace, which embeds an unknown pattern, to simulate a primary metric. In Figure 2 two primary metrics are leveraged. The migration behavior of the agent is recorded in a real-time fashion by the Visual visualization tool (Wong, 2000). The CA exists as an API so that an agent can invoke it for computing any waveform means quickly and accurately, for example, the mean queuing time $Mean_{Queuing}$. These mean values by the CA, which is invoked by an agent, are the "interior" ones in the SDITPM context. The Monitor that gathers the PI/PCI domain statistics also invokes its own CA to calculate different mean values on the fly. In contrast, these are the "exterior mean values".

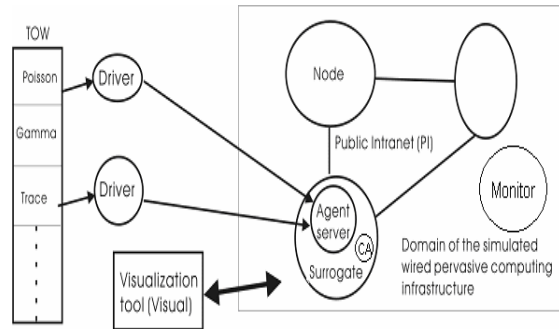


Figure 2. Setup for the SDITPM experiments

The interior and exterior mean values contribute to the $Threshold_{CI}$ computation for evaluating the

$$TP_O^C > Threshold_{TP} \quad \text{AND}$$

$CI_O^C \ll Threshold_{CI}$ condition for a possible transfer policy migration. Many experiments were conducted with the Java SDITPM prototype leveraging different simulated primary metrics. The preliminary results indicate that the SDITPM is indeed responsive for W&W applications. Figure 3 shows the changes of the three primary metrics being leverage by SDITPM in the experiment: context switching (CS) cycle time, queuing time (Queuing), and agent's service time (CPU). These metrics represent a stack of three ($N = 3$) control planes and therefore incidental integration is required for the TP_r^c computation. Figure 4 shows the regional changes in SDIPM over time.

In this particular experiment one threshold is assumed for all the control regions for simplicity as shown in Figure 4. The rectangular pulse in Figure 4 is not a part of the SDITPM behaviour but explains what happens with respect to time. At the rising edge "a" SDITPM makes the decision to migrate and the agent server moves to another PCI/PI node. This decision is based on the transfer probability $TP^{C_3^1}$ of region R1 or C_3^1 for PID control; $TP^{C_3^1}$ exceeds the given threshold. The agent migrates at the rising edges "b", "c", and "d". The contributing factor for the subsequent migrations is also $TP^{C_3^1}$. It shows inside the rectangular pulse width how the dominance of one control region is taken over by another. If the agent had not migrated, it would have seen these changes. For example, inside the pulse width between "a" and "b" rising edges the $TP^{C_3^1}$ and $TP^{C_4^2}$ transfer probability distributions for the R1 and R2 (C_4^2 for "D+I"

control) regions respectively overlap in the period “from 17 to 25”. The dominance of TP^C_3 for PID control wanes as time progresses, and at the time point “26” it is taken over by region R3 or C^1_4 that administers “P+I” control only.

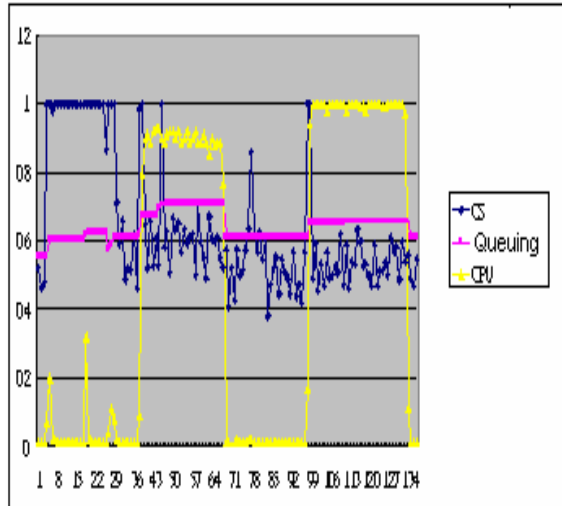


Figure 3. Changes of three primary metrics over time

Figure 5 shows the distribution of the agent’s migration times from one node to another captured by Monitor. In fact, this is the *migration cost distribution (MCD)* for the “whole life” of the PCI for the duration of the experiment. The CA indicates the following: $Mean^{Life}_{MCD}$ is 214 .69 ms, the mode is 140 ms (typical migration time), and standard deviation is 139.5ms. The migration decisions for the rising edges a, b, c and d in Figure 4 is triggered by the “true state” of: “ $TP^C_o > Threshold_{TP}$ AND $CI^C_o \ll Threshold_{CI}$ ”, where CI^C_o in this case was pre-planned to take the $Mean^{Life}_{MCD}$ (i.e. 214 .69 ms) for testing and demonstration purposes.

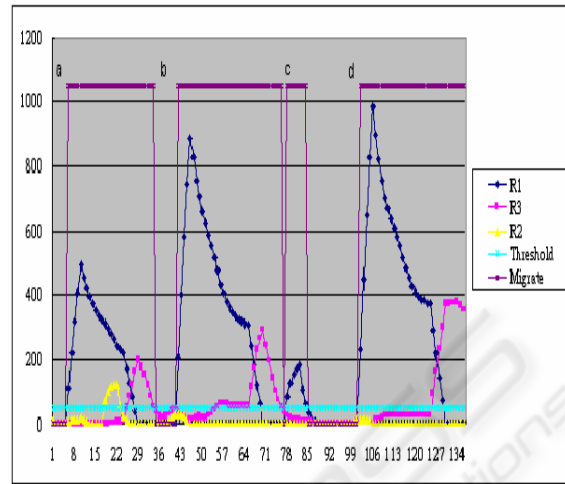


Figure 4. Changes in SDITPM’s four control regions over time with respect to Figure 3

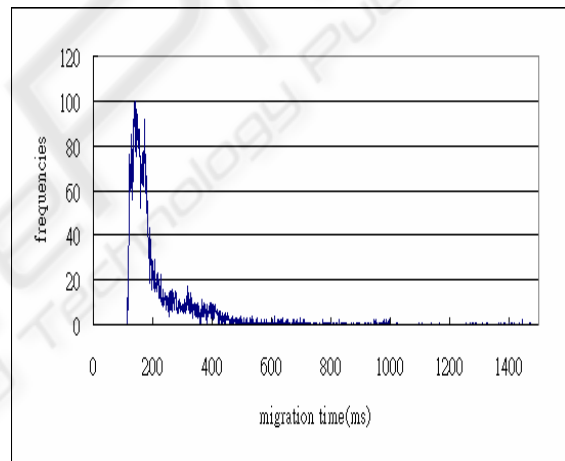


Figure 5. Migration time distribution captured by the Monitor.

4 CONCLUSION

The novel *statistical distribution independent transfer policy model (SDITPM)* is proposed in this paper to improve the serviceability of a logical server agent in a pervasive W&W environment. Serviceability is the “*chance of obtaining a required service within a defined period*”. The preliminary experimental results indicate that the SDITPM can indeed help agents to make responsive transfer decisions to migrate by leveraging different primary metrics. As a result the agent server’s serviceability is improved through mobility. From the leveraged primary metrics the secondary ones are derived for

the proportional (P), derivative (D), and integral (I) control elements. These elements are timely combined by planar and vertical integrations to form the final transfer probability that effectively affirms a migration decision. The SDITPM is basically a PID controller that facilitates the transfer policy decision making process of an agent server in a pervasive W&W environment.

ACKNOWLEDGEMENT

The authors thank the Hong Kong PolyU for funding the research with HJZ91 and “01901531R” support.

REFERENCES

- A. Avizienis, J.-C. Laprie, B. Randell and C. Landwehr, Basic Concepts and Taxonomy of Dependable and Secure Computing, *IEEE Transactions on Dependable and Secure Computing*, 1(1), January-March 2004, 11-33
- G. Coulouris et al, Distributed Systems – Concepts and Design, 3rd Edition, *Pearson*, 2001
- W.T. Cockayne and M. Zyda, Mobile Agents, *Manning*, 1997
- Allan K.Y. Wong, Wilfred W.K. Lin and Tharam S. Dillon, Local Compilation: A Novel Paradigm for Multilanguage-Based and Reliable Distributed Computing over the Internet, *Special Issue: Mobile & Wireless Communications & Information Processing, in the Journal of Simulation*, 75(1), July 2000
- Allan K.Y. Wong and Joseph H.C. Wong, A Convergence Algorithm for Enhancing the Performance of Distributed Applications Running on Sizeable Networks, *The International Journal of Computer Systems, Science & Engineering*, vol. 16, no. 4, July 2001, 229-236