

# AN INTELLIGENT VEHICLE APPROACH TO MOBILE VEHICULAR AD HOC NETWORKS

## *Clustering Optimisation in Dynamic Traffic Networks*

James G. Haran, Peng Fan

*University of Illinois at Chicago, Department of Computer Science,  
851 S. Morgan (M/C 152), Room 1120 SEO, Chicago, IL 60607-7053 USA*

Peter Nelson, John Dillenburg

*University of Illinois at Chicago, Department of Computer Science,  
851 S. Morgan (M/C 152), Room 1120 SEO, Chicago, IL 60607-7053 USA*

**Keywords:** Mobile Ad Hoc Networks (MANETs), Vehicular Ad Hoc Networks (VANETs), Intelligent Transportation Systems (ITS), Inter-Vehicle Communication (IVC), Dedicated Short Range Communications (DSRC), Distributed Clustering Algorithm (DCA).

**Abstract:** The application of Mobile Ad Hoc Network (MANET) technologies to Vehicular Ad Hoc Networks (VANETs) in the service of Intelligent Transportation Systems (ITS) has brought new challenges in maintaining communication clusters of network members for long time durations. Stable clustering methods reduce the overhead of communication relay in MANETs and provide for a more efficient hierarchical network topology. During creation of VANET clusters, each vehicle chooses a head vehicle to follow. Cluster stability in these simulations is measured by the average number of cluster head changes per vehicle during the simulation. In this paper we analyse the effects of six different clustering methods in a simulated highway environment to determine which method provides optimum stability over the simulation timeline.

## 1 INTRODUCTION

Vehicular Ad Hoc Networks (VANETs), an outgrowth of traditional Mobile Ad Hoc Networks (MANETs), provides the basic network communication framework for application to an Intelligent Transportation System (ITS). The U.S. Federal Communications Commission (FCC) has recently allocated the 5.85-5.925 GHz portion of the spectrum to inter-vehicle communication (IVC) and vehicle-to-roadside communication (VRC) under the umbrella of dedicated short-range communications (DSRC). This has fuelled significant interest in applications of DSRC to driver-vehicle safety applications, infotainment, and mobile Internet services for passengers.

Vehicles provide a robust infrastructure for the creation of highly mobile networks. In addition to providing a stable environment for the low cost and robust wireless communication devices typical of ad

hoc networks, vehicles can easily be equipped with the storage, processing, and sensing devices necessary in any ITS implementation. A huge opportunity exists to leverage VANETs to enable a wide variety of service and societal applications.

VANETs have significant advantages over the traditional MANET. Vehicles can easily provide the power required for wireless communication devices and will not be seriously affected by the addition of extra weight for antennas and additional hardware. Furthermore, it can be generally expected that vehicles will have an accurate knowledge of their own geographical position, e.g. by means of Global Positioning Satellite (GPS). Thus, many of the issues making deployment and long term use of ad hoc networks problematic in other scenarios are not relevant in MANETs.

In addition, there is a wealth of desirable applications for ad-hoc communication between vehicles ranging from emergency warnings and

distribution of traffic and road condition information to chatting and distributed games. As a consequence many vehicle manufacturers and their suppliers are actively supporting research on how to integrate mobile ad-hoc networks into their products.

Vehicles in a VANET environment move within the constraints of traffic flow while communicating with each other via wireless links. Ad hoc networks use less specialised hardware for infrastructure support and leave the burden of network stability on the individual nodes within the network. Without routers, or other dedicated communication hardware, a possible method to optimise communication within the network is to develop a hierarchical clustering system within the network. This clustering system would identify certain lead vehicles that act as the relay point of communication between vehicles local to that node and other vehicle clusters. To support the dynamic nature of the VANET environment, the vehicles clustering must be periodically updated to reflect topological changes and vehicle movements. Clustering within the network must be very fast to minimise time lost to clustering (Johansson, 2004).

A significant amount of research focuses on optimal methods for clustering nodes in MANETs. VANETs, however, pose new challenges in cluster head selection and network stability. VANETs must follow a tighter set of constraints than MANETs, and therefore require specialised clustering algorithms. First, nodes or vehicles cannot randomly move within the physical space, but must instead follow constraints set in place by the real road network topology. Second, vehicle movements follow well-understood traffic movement patterns. Each vehicle is constrained by the movements of surrounding vehicles. Third, vehicles generally travel in a single direction and are constrained to travel within a two-dimensional movement. Given these movement restrictions and the knowledge of position, velocity, and acceleration common available to on-board vehicle systems it is possible to approach clustering more intelligently and possibly discover a better clustering methodology for VANET environments.

The constrained environmental conditions of VANETs warrant a constrained simulation environment. Many simulation tools and environments have been designed for MANET implementations. These tools, however, fail to adequately model the needs of a VANET network. Compared to the random movements modelled in MANET environments, VANET simulation movements must behave according to traffic patterns in terms of car-following, lane-changing, directional movement, velocity, and acceleration among others. Current MANET simulation environments cannot be considered suitable for VANET simulations even in

the broadest sense. Therefore, simulation of the network environment is best performed with traffic micro-simulation tools. For the purpose of this study, simulation and traffic modelling was performed using a micro-simulation tool specially modified to perform randomised vehicle-based clustering under a number of algorithms and traffic constraints. This approach also allows further research on traffic statistics and flow improvements as a result of network communication. Further modifications to the environment were made to log vehicle cluster, position, velocity, and acceleration states during simulation activity.

This work outlines the performance of basic MANET algorithms in the constrained micro-simulation model and the further evaluation of algorithms specifically designed to utilise vehicle state information. In addition, a utility function design is outlined for controlling the per-vehicle clustering methods. Association with and dissociation from clusters, as a result of the mobile nature of VANET nodes (vehicles) perturb the network and cluster selections. Cluster reconfiguration and cluster head changes are unavoidable. Therefore, a good VANET clustering algorithm should seek to regulate rather than eliminate cluster changes. This algorithm should also maintain cluster stability as much as possible during vehicle velocity and acceleration changes and/or traffic topology shifts. Otherwise, the overhead of cluster re-computation and the involved information exchange will result in high computational cost and negate the benefits of VANET communication. The ideal VANET cluster will maintain its cluster head and members over the longest possible time range. This concept will be explained and evaluated further later in this paper.

## 2 BACKGROUND AND RELATED WORK

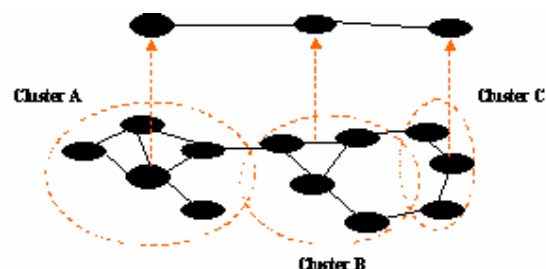


Figure 1: Clustering within a 12-node MANET environment.

Communication network clustering organises the network nodes into a hierarchical arrangement. Figure 1 provides an example of the organisation of twelve nodes into three clusters. The basic communication capability between the twelve nodes is outlined as connections between the lower tier of the hierarchy. These twelve basic nodes are then grouped into clusters using some algorithm. In the upper tier of Figure 1, the three cluster head nodes are displayed with connections between them representing the possible message paths under the cluster-constrained network (Bettstetter, 2002).

This clustered architecture reduces the communication relay points for each node to a small subset of the total network. Each cluster head aggregates local member topology and acts as a relay point for communication between its members and members of other clusters. This reduces the messages exchanged between individual network nodes and the overhead of information stored within those nodes (Garg, 2004).

Attention on clustering in MANETs has increased considerably as wireless technologies improve and MANET theories become practice (Sivavakeesar, 2002, Basagni, 1999, Basagni, 1997). Most of these approaches embrace the role of a cluster head that maintains the cluster and provides the entry point of that cluster into the broader network. Among several proposed cluster head selection algorithms the predominant approaches are the (i) Lowest-ID algorithm and (ii) Highest-Degree algorithm. Recent work has simulated the performance of these algorithms using random placement in a square grid with multi-directional node movement (Basagni, 1999, Gerla, 1995). As previously stated, this does not translate well into the VANET environment.

### 2.1 Lowest-ID Algorithm

The Lowest-ID algorithm involves the selection of cluster heads by means of an absolute ordering of a fixed vehicle ID attribute. Cluster formation is performed using node-level election of cluster heads. During the clustering stage, each node within the network broadcasts its ID to all other reachable nodes. Each node, in turn, chooses as its cluster head the node with the lowest ID. This method has been discussed in great detail (Gerla, 1995, Ephremides, 1987, Jiang, 1999) in a number of works and is well known for its stability in general MANET applications. In each cluster, the node within range with the lowest ID becomes a cluster head and maintains the cluster membership information of all other nodes.

### 2.2 Highest-Degree Algorithm

This algorithm uses the degree of the nodes within the network to determine the cluster heads. The general idea that choosing high-degree nodes as cluster head candidates tends to uncover larger clusters. In MANET implementations, however, small movements in network nodes can often lead to a large number of degree changes throughout the network. This, understandably, has a detrimental effect on the stability of the clusters over time (Gerla, 1995). So cluster heads in Highest-Degree implementations are not likely to maintain cluster head status for long.

Many additional clustering algorithms have been defined to meet special-case purposes. This research focuses on the Lowest-ID and Highest-Degree algorithms because they have constant time complexity and good scalability. For convenience, these algorithms have been summarised in Table 1.

Table 1: Summary of Current Algorithms

| Algorithm      | Strengths   | Weaknesses                                  |
|----------------|---|---|
| Lowest-ID      | FAST AND SIMPLE.<br>RELATIVELY STABLE CLUSTERS.           | Small clusters, long cluster head duration. |
| Highest-Degree | Most connected nodes appropriately given higher priority. | Relatively unstable clusters.               |

“The Lowest-ID clustering was generalised to a weight-based clustering technique, referred to as the DCA (Distributed Clustering Algorithm) in (Basagni, 1999). In DCA, each node is assumed to have a unique weight (hence the weights are totally ordered) instead of just the node ID or degree, and the clustering algorithm uses the weights instead of the IDs for the selection of cluster heads. However the technique of assignment of weights has not been discussed (Basu, 2001).”

This document will outline a custom weighting scheme incorporating traffic-related information in next section. This implementation will not consider network broadcasts requiring more than one hop in communication. This simplifies the overall communication and clustering strategy and reduces the overall bookkeeping necessary to maintain the clusters. This approach seeks to obtain optimal results by adding traffic-specific information to the clustering logic.

### 3 TRANSPORTATION-SPECIFIC CLUSTERING METHODOLOGY

Review of current MANET research highlights the need for a transportation-specific review of clustering methodology and the discovery of traffic-optimized clustering schemes. This research chose to design a utility-based methodology for network cluster formation. In this approach, each vehicle implements some form of utility analysis of each proximally located possible cluster head. Periodically, each vehicle will broadcast general network information such as ID and current degree as well as vehicle-specific traffic statistics such as position, velocity, and acceleration. Upon receipt of this information, each vehicle chooses a cluster head by evaluating the utility of each potential head. The node with the highest utility is selected as the cluster head.

#### 3.1 Utility Function

A utility-based approach to clustering requires the creation of a vehicle-specific agent model for periodic cluster formation. This model was implemented by augmenting each vehicle in a traffic micro-simulation platform to periodically determine and store cluster head information. The cluster head determination algorithm was implemented in a single weight method that produced a weight value for each vehicle with which the current vehicle can communicate. After implementation of this method, the Lowest-ID and Highest-Degree methods were implemented and tested. Once validation of these algorithms was complete, four other algorithms were designed and implemented to harness vehicle state information. Rather than overcomplicate this initial investigation with compound weighting logic, the algorithms were chosen to use single parameter weighting based on a) closest velocity to the current vehicle, and b) closest position, c) closest velocity, and d) closest acceleration to the average of all proximal vehicles. The belief is that these traffic-specific algorithms will be better predictors of the common traffic situations that lead to cluster dissociation.

As an important note on this investigation, an exhaustive investigation of vehicle parameters and parameter-specific cluster methods was not performed or intended. Many other vehicle state measurements exist and are equally predictors of traffic movement, but have been fixed for this experiment.

The four new clustering methods are summarized as follows:

- a) Closest Velocity: A vehicle attempts to join with other vehicles in a cluster head to member relationship in order of closest velocity to itself.
- b) Closest Position to Average: A vehicle attempts to choose as its cluster head in order of the absolute difference of candidate's position to the average position of all proximal vehicles.
- c) Closest Velocity to Average: A vehicle attempts to choose as its cluster head in order of the absolute difference of candidate's velocity to the average velocity of all proximal vehicles.
- d) Closest Acceleration to Average: A vehicle attempts to choose as its cluster head in order of the absolute difference of candidate's acceleration to the average acceleration of all proximal vehicles.

These steps outline the procedure for implementation of this utility function:

1. Each vehicle determines the vehicles within range by polling the local broadcast region and tracking the candidate cluster head set C. All vehicles with broadcast range are considered candidate cluster heads.
2. Using candidate set C and the state information received by broadcast, each candidate is evaluated using the utility function.
3. The cluster head is chosen in decreasing order of utility. The petition for cluster membership is broadcast to the chosen vehicle. Should the chosen vehicle deny the request the vehicle with the next highest utility is selected and this step repeated.

A vehicle may deny the selection as cluster head if it has reached its maintainable limit of cluster members or if the vehicle has already chosen to join with another cluster head. Note, in all algorithms but method a), a vehicle may elect itself as its cluster head. Random selection of vehicles simulates asynchronous cluster formation at fixed time intervals.

#### 3.2 Vehicular Considerations of Cluster Formation

Due to the dynamic nature of traffic flow, the member vehicles as well the cluster heads tend to move in semi-related motion throughout the roadway. This motion destabilizes the network clusters and warrants periodic cluster reformation. Re-clustering may result in transition of nodes from one cluster to another, split of a cluster into more than one cluster, or convergence of multiple clusters into a single larger cluster. The frequency of cluster



formation and cluster change is thus an important consideration in algorithm evaluation.

Equally important is the size of each cluster. Resource and relay algorithm performance considerations may limit the manageable size a cluster head's cluster. For simplicity this research used a common fixed upper bound on all vehicle's cluster size. The implication is that vehicles may reject nodes within range due to resource exhaustion.

The delicate balance between cluster size and coverage has major implications in network communication latency and throughput. Each vehicle communicates with vehicles in other clusters through the selected cluster heads. Care must be taken to ensure that the head selection algorithm does not have the unfortunate result of adding network transmission bottlenecks. Alternately, algorithms that yield too many cluster heads may result in a computationally expensive system. An important area of study is the selection of cluster algorithms that balance high throughput and lowest latency. The performance of the new algorithms must be measured relative to previously analyzed MANET algorithms. The objective of this research is to evaluate the number of cluster changes and the cluster size for each of our six algorithms.

As discussed, our simple utility functions are actually one-dimensional weighting methods considering only one attribute of each candidate vehicle. MANET research covers many compound or multi-dimensional clustering algorithms. In general, these methods are presented to overcome certain disadvantages of general MANET models such as power consumption, low mobility, or random multi-directional movement. These algorithms have not been modeled because their contributions to VANET implementations are not immediately apparent.

## 4 SIMULATION STUDY

This study modified Traffic Simulation 3.0, an Intelligent-Driver Model (IDM) (Treiber, 2000) micro-simulation tool built to monitor traffic flow under various basic highway configurations. This environment simulates accelerations and braking decelerations of drivers (i.e. longitudinal dynamics), and uses the Minimized Overall Braking Induced by Lane changes (MOBIL) lane change model. All model parameters and the initial simulation source code are available at (Treiber, 2005). This study focused on the "on ramp" simulation environment.

### 4.1 Implementation

The source code for the aforementioned simulation tool was modified to perform fixed interval cluster formation using either of the six experimental algorithms (Lowest-ID, Highest-Degree, Closest Velocity, Closest Position to Average, Closest Velocity to Average, and Closest Acceleration to Average). To aid in algorithm visualisation, the graphical display of the micro-simulation environment was modified to display vehicle clusters using contrasting colours.

### 4.2 Metrics

In addition to utility function and display changes, periodic state logging was implemented. This data provided the basis for the simulation result analysis and algorithm comparison. To measure the system performance, two metrics were identified: (i) the average cluster head change per step and (ii) the average cluster size. Metric (ii) alone does not accurately depict system performance, so the relative measurement  $(ii)/(i)$  was introduced to provide a reasonable comparison metric between the analysed algorithms. A method is considered relatively better if it has either better stability using metric (i) or larger average cluster size.

## 5 RESULTS

The simulation results represent the performance of each algorithm across various wireless transmission range values (0-300 meters) and maximum vehicle speed (40-140 kilometers/hour) with a fixed maximum cluster size of 50 vehicles. In addition, the simulation time duration was held constant across all tests. To minimise traffic flow variability between simulations and enable repeatable test results, the randomised features of the model were seeded with the same value at each simulation run.

Figure 2 summarises the variation of the average number of clusters with respect to the transmission range. It illustrates the performance of all six algorithms for a reasonably standard traffic flow environment with a fixed maximum speed of 100km/h. Notably, the Lowest-ID and Closest Position to Average algorithms show rapid initial increase of cluster head changes as a result of transmission range increase. These algorithms quickly converge, however, in line with the uniform distribution of the randomly generated ID values and vehicles in the Intelligent Driver Model, respectively. For small transmission ranges, most

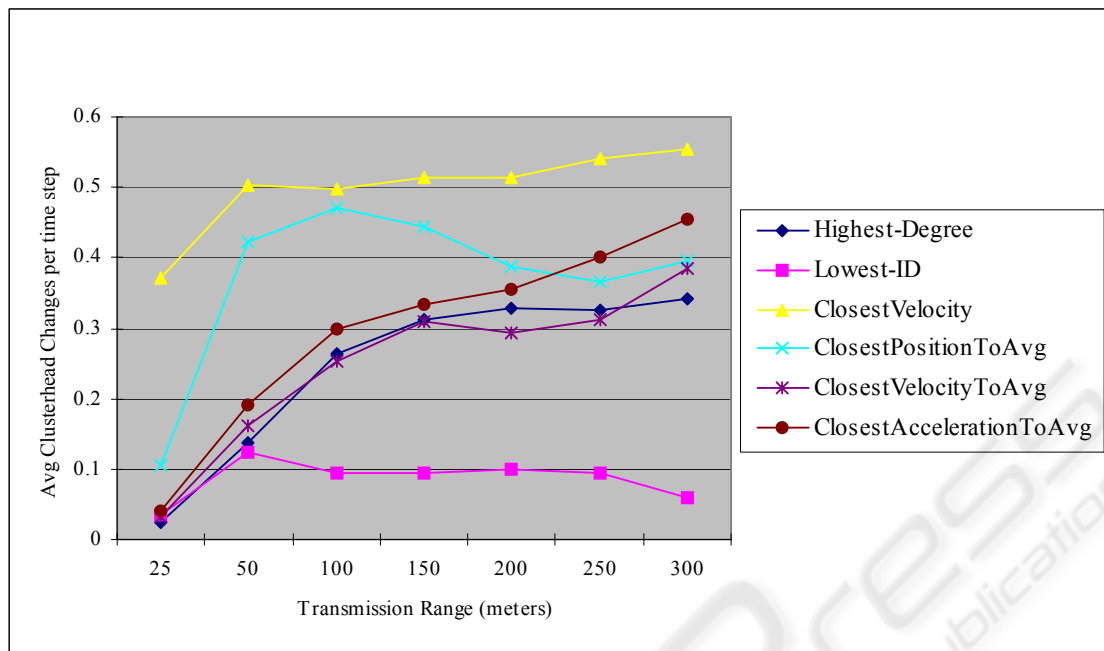


Figure 2: Cluster Changes vs. Transmission Range.

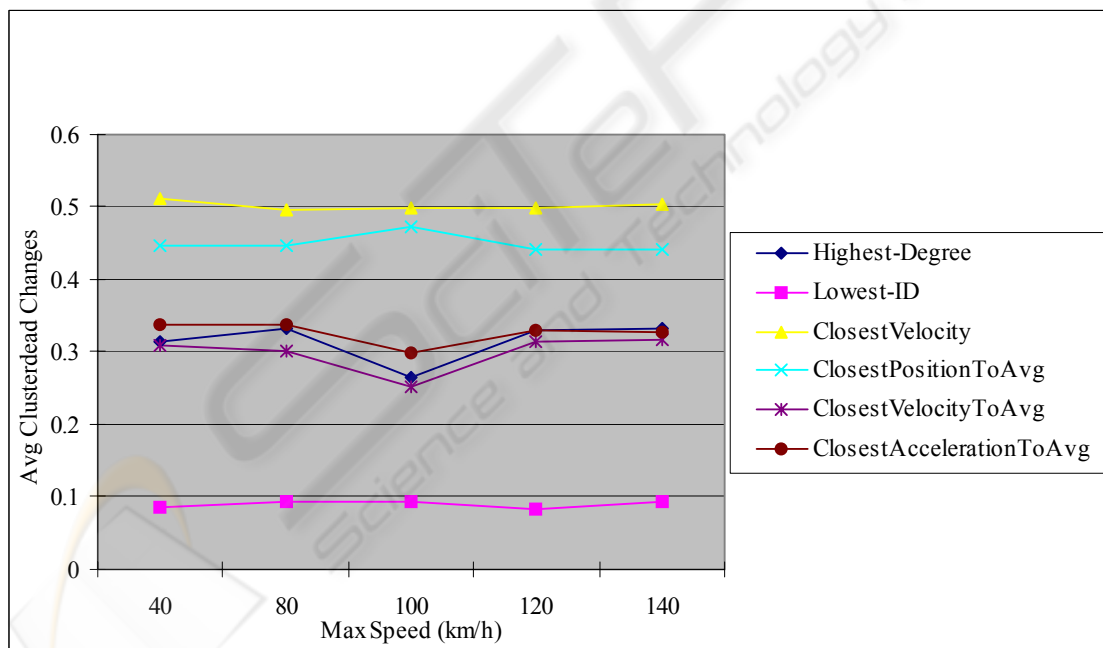


Figure 3: Average Cluster Change vs Speed Limit

vehicles remain out of each other's transmission range. This leads to a severely disconnected network. For the other four algorithms, the likelihood of change in either of the metrics as a result of increased transmission range results in a steady increase in the number of clusters with transmission range. The Lowest-ID algorithm clearly performs better than the other five algorithms

and shows a convergence to a stable cluster count. The Highest-Degree, Closest Velocity to Average, and Closest Acceleration to Average algorithms show almost equivalent performance characteristics. Finally, the Closest Position to Average and Closest Velocity algorithms show similar performance; a result of common traffic patterns wherein similarly

located vehicles are more likely to share similar velocities.

Figure 3 shows the effect of varying the maximum speed on the average number of cluster head changes with a fixed transmission range of 150m. Algorithm performance is consistent with those of Figure 2. Speed limits are only useful only in heavy-traffic situations (Treiber, 2000).

Figure 4 displays the performance of all but the Lowest ID algorithm over various transmission ranges. Higher curves indicate better overall performance. Highest-Degree, Closest Velocity to Average, and Closest Acceleration to Average again show similar performance and better overall results

than the Closest Position to Average or Closest Velocity. Figure 5 shows the overall performance across various speed limits for this same algorithm subset. Note that the Closest Velocity to Average algorithm outperforms the Highest-Degree and Closest Acceleration to Average as the maximum speed nears 100km/h. At this speed, the overall traffic flow performs optimally without any noise (traffic slowdown or bottleneck).

## 6 CONCLUSION

The analysis performed in this research highlights

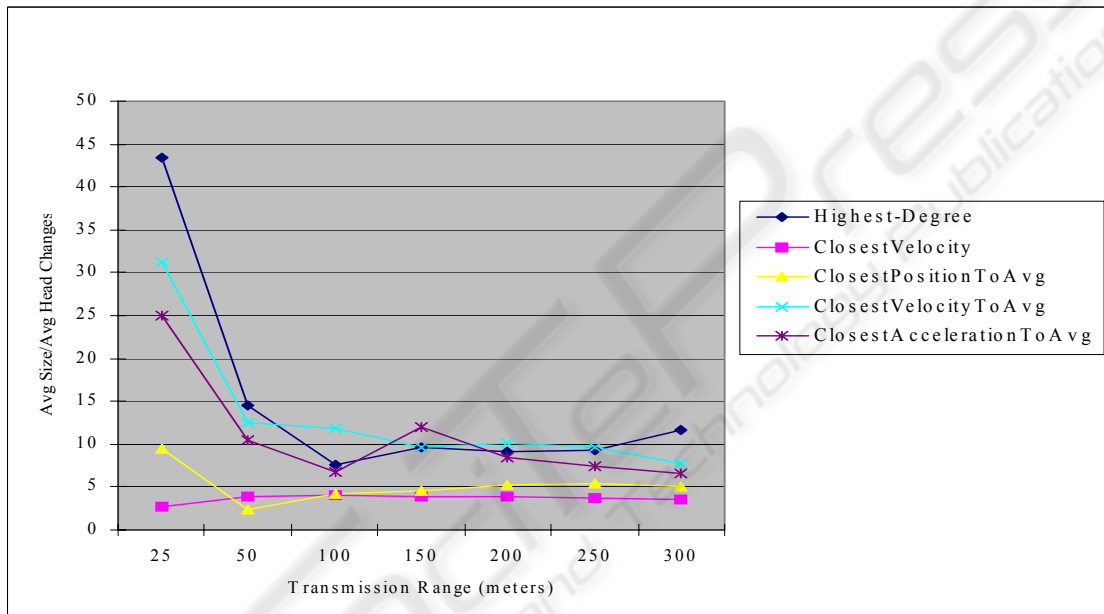


Figure 4: Clustering Ratio vs. Transmission Range.

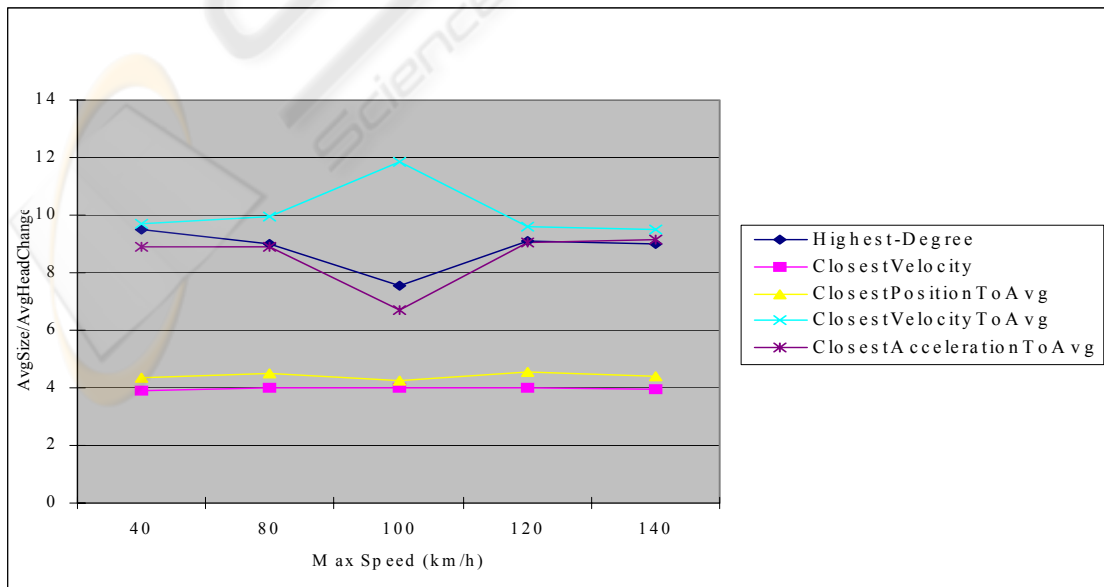


Figure 5: Clustering Ratio vs Speed Limit.

the performance of the Lowest-ID clustering algorithms as optimal for the constrained MANET environment provides by VANETs. As in MANET studies, the Lowest-ID provides a stable cluster topology over long time durations due to its nature as an unbiased, uniformly distributed clustering methodology.

Comparable in performance to the well-known Highest-Degree algorithm, this research presented the Closest Velocity to Average and Closest Acceleration to Average algorithms. These algorithms provided fairly stable clusters. Stability, however, degraded as transmission range increased.

The Closest Velocity and Closest Position to Average algorithms were also discussed in detail. These algorithms showed somewhat stable performance but were prone to cluster head changes.

One final note on the clustering implementation is that each clustering step was performed using a pure re-cluster. In other words, no previous state information was reviewed prior to choosing the cluster head. Additionally, no priority was given to local nodes already assigned leadership during the same cluster step. It is believed that cluster performance can be greatly improved by performing biased clustering in the utility function, i.e. give priority to those nodes chosen as the cluster head in either a previous clustering step or during the same clustering step. These methods fall into the category of compound clustering algorithms which were out of the scope of this analysis.

## 7 FUTURE WORK

The results of this research provide an initial approach to analysing parameterised VANET dynamics from a traffic micro-simulation perspective. The simulation results presented within this paper represent a highly constrained traffic simulation environment. Future studies should apply the method of this research to larger scale traffic micro-simulation environments under more dynamic traffic situations.

In addition to the modelling of larger traffic models using utility-based clustering, research should be directed at the maximisation of network communication within the VANET network in relation to different clustering algorithms.

Multi-parameter utility functions also provide another path for future discovery. VANETs are not generally prone to the same problems that led to compound clustering methods in MANETs. Therefore a traffic-specific approach is needed to handle these in VANETs.

## REFERENCES

- Sivavakeesar, S and Pavlou, G, 2002. A Prediction-Based Clustering Algorithm to Achieve Quality of Service in Multihop Ad Hoc Networks, *London Communication Symposium*.
- Basagni, S., 1999. Distributed Clustering for Ad Hoc Networks, *Proceedings of the 1999 International Symposium on Parallel Architectures, Algorithms and Networks (I-SPAN'99)*, IEEE Computer Society, pp.310-315, Australia, Jun 23-25,1999.
- Basagni, S., Chlamtac, I., Farago, A., 1997. A Generalized Clustering Algorithm for Peer-to-Peer Networks, *Workshop on Algorithmic Aspects of Communication*, satellite workshop of ICALP'97, invited paper, Bologna, Italy, Jul 11-12, 1997.
- Gerla, M. and Tsai, J., 1995. Multicluster, Mobile, Multimedia Radio Network, *Wireless Networks*, 1(3) 1995, pp. 255-265.
- Ephremides, A., Wieselthier, J.E., Baker, D.J., 1987. A Design Concept for Reliable Mobile Radio Networks with Frequency Hopping Signaling, *Proceedings of the IEEE*, Vol. 75, No. 1, January 1987, pp. 56-73.
- Jiang, M., Li, J., and Tay, Y.C., 1999. Cluster Based Routing Protocol, IETF Draft, August 1999. Work in Progress.
- Amis, A., and Prakash. R., 2000. Load-Balancing Clusters in Wireless Ad Hoc Networks. *In Proceedings 3rd IEEE Symposium on Application-Specific Systems and Software Engineering Technology*, pages 25-32 Mar. 24-25 2000.
- Krishna, P., Vaidya, N.H., Chatterjee, M., Pradhan, D.K., 1997. A Cluster Based Approach for Routing in Ad Hoc Networks, *ACM Computer Communications Review (CCR)*, 1997.
- Ramanathan, R. and Steenstrup, M, 1998. Hierarchically-Organized Multihop Mobile Networks for Quality-of-Service Support, *Mobile Networks and Applications*, Vol. 3, No. 2, August 1998.
- Treiber, M., 2005. [vwisb7.vkw.tu-dresden.de/~treiber](http://vwisb7.vkw.tu-dresden.de/~treiber)
- Treiber, M., Hennecke, A., and Helbing, D., 2000. Congested Traffic States in Empirical Observations and Microscopic Simulations, *Physical Review E* 62, 1805 2000.
- Garg M. and Shyamasundar, R.K., 2004. A Distributed Clustering Framework in Mobile Ad Hoc Networks
- Bettstetter, C., and Konig, S., 2002. On the Message and Time Complexity of a Distributed Mobility Adaptive Clustering Algorithm in Wireless Ad Hoc Networks, *Proceedings of the Fourth European Wireless Conference*.
- Basu, P., Khan, N., and Little, T., 2001. A Mobility Based Metric for Clustering in Mobile Ad Hoc Networks.
- Johansson, T. and Carr-Motyckova, L., 2004. Bandwidth-constrained Clustering in Ad Hoc Networks.